



**NCCASA**  
EDUCATION ♦ ADVOCACY ♦ LEGISLATION

Training Advocates to Serve  
Incarcerated Survivors  
March 2016 Webinar

Tricia Smar  
Tricia@nccasa.org

811 Spring Forest Road, Suite 900  
Raleigh, NC 27609  
919-871-1015



---

---

---

---

---


---

---

---

**Agenda**

- Addressing Resistance
- Advocate Training Resources
- What to Include in Advocate Training
- Troubleshooting Advocate Questions
- Question & Answer



---

---

---

---

---



---

---

---

**Addressing Resistance**

- Agency level
- Individual level



---

---

---

---

---

---

---

---

### Agency Level Resistance

- Leadership
  - Executive Director
  - Board
  - Staff
- Not traditional demographic
- Challenges partnering with corrections





---

---

---

---

---

---

---

---

### Individual Level Resistance

- Fears
  - Fear for own safety
  - Fear/discomfort serving men
  - Discomfort serving someone whose crime is related to sexual violence
  - Discomfort going to correctional facility
  - Unsure how to serve/what resources are available





---

---

---

---

---


---

---

---

### Possible Solutions to Resistance

- Focus on serving survivors
  - WA State shared beliefs:
    - No one deserves to be raped
    - People who experience sexual assault while incarcerated should have access to comprehensive confidential advocacy services
- Acknowledge some inherent hesitations
- Work to educate yourself, staff, and Board
  - Training
  - Tour facilities




---

---

---

---


---

---

---

---

### Provide Survivor Stories



My Name is Joe



---

---

---

---

---

---

---

---

### Designated RCC Personnel

- Who will be advocates responding to PREA calls from your agency?
  - All staff and volunteer advocates
  - Staff certain responses; volunteers others
  - All staff and sub-group of volunteers
  - Sub-group of staff and volunteers
- Helpful to provide PREA-specific training to anyone who will be responding
- May involve creating a separate PREA “on call” list



---

---

---

---

---

---

---

---

### Advocate Training Resources

- Use resources that exist
  - JDI’s Hope Behind Bars
    - Video- PREA: What You Need to Know
  - Washington College of Law’s graphic novels
  - Our VOICE’s Prezi
  - Wisconsin’s Tool for Advocates Working with Incarcerated Victims
  - WCSAP’s online PREA training for advocates (if feeling ambitious)
  - OVC TTAC Incarcerated Victims of Sexual Violence
  - NCCASA’s PREA webinars



---

---

---

---


---

---

---

---

## JDI's Hope Behind Bars



---

---

---

---

---

---

---

---

## JDI's Video "PREA: What You Need to Know"



PREA: What You Need to Know



---

---

---

---

---

---

---

---

## Educational Graphic Novels

- Product of Washington College of Law's Project on Addressing Prison Rape
- Target: Inmate education
  - Also helpful for advocate education



---

---

---

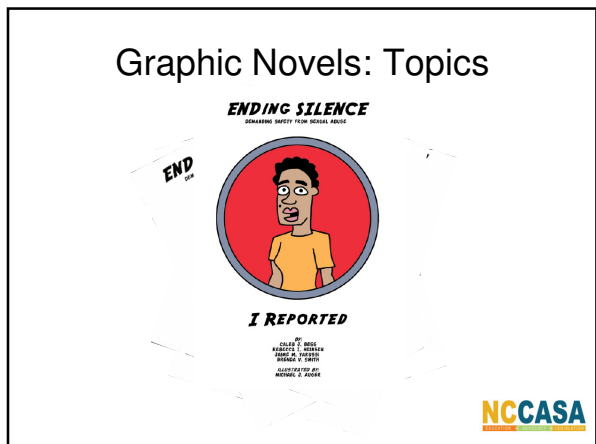
---

---

---

---

---



---

---

---

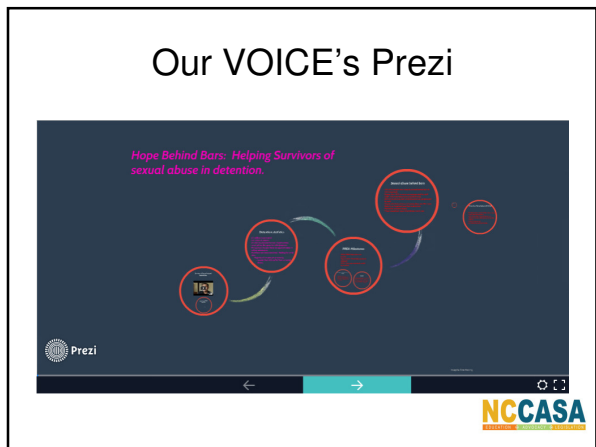
---

---

---

---

---



---

---

---

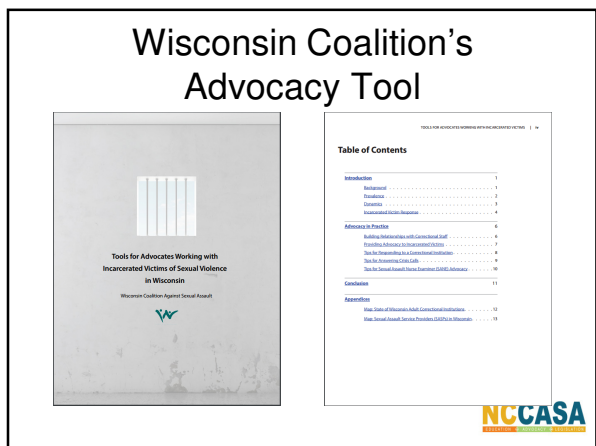
---

---

---

---

---



---

---

---

---

---

---

---

---

## WCSAP Online Advocate Training

Topic	Name
Topic 1	What is the Prison Rape Elimination Act (PREA)? (1 hour)
Topic 2	Advocacy with Incarcerated Survivors of Sexual Violence (1 hour 5 minutes)
Topic 3	Prison Culture (50 minutes)
Topic 4	Compromise & Manipulation (40 minutes)
Topic 5	Advocacy at the Forensic Exam with Incarcerated Individuals (25 minutes)
Topic 6	PREA Investigations (35 minutes)
Topic 7	Introduction to Safety in Facilities (25 minutes)
Topic 8	In Person Services (1 hour)
Topic 9	Facility Orientation (1 hour)




---

---

---

---

---

---

---

---

## OVC TTAC's Online Training

**Incarcerated Victims of Sexual Violence Objectives**  
After you complete this module, you'll be able to:

- Define sexual violence within correctional facilities.
- Describe the unique aspects of sexual violence in correctional facilities.
- Describe the risk factors for sexual violence in correctional facilities.
- Identify challenges or obstacles to providing victim services to incarcerated victims of sexual violence.
- Identify and describe some of the practical response strategies that can be implemented to address the needs of incarcerated victims of sexual violence.

This module will take approximately 60 minutes to complete.

Page 3 of 35




---

---

---

---

---

---

---

---

## NCCASA PREA Webinars

- 2014 Webinar Topics (slides only):
  - PREA 101
  - Understanding Culture of Corrections in NC
  - Understanding Culture of NC Jails
  - Policy, Procedures, & Facility Guidelines & Maintaining Professional Boundaries
- 2015 Webinar Topics (slides & recordings):
  - PREA Victim Support Services 101
  - Steps to Providing Services Behind Bars
  - Confidentiality & Mandatory Reporting in Corrections Settings




---

---

---

---

---

---

---

---

### Topics to Cover

- Why your agency believes it's important
- Guiding Principles
  - Focus on serving survivors
  - Hope Behind Bars principles
    - Be open-minded
    - Be patient, consistent, and persistent
    - Remind survivors that they are not alone
    - Trust your expertise
    - Decide in advance how to handle challenging requests




---

---

---

---

---

---

---

---

### Topics to Cover: Corrections

- Culture of corrections
  - Differences between corrections & RCCs
  - Demographics of corrections facilities and of incarcerated survivors
- Dynamics of sexual abuse in corrections
  - Policies/laws addressing sexual abuse
  - Protective pairing
- Compromise & manipulation
  - Advocate responsibility
  - Self assessment & response to red flags




---

---

---

---

---

---

---

---

### Topics to Cover: Corrections

- Maintaining professional boundaries
- Reporting options
  - Internal, external, 3<sup>rd</sup> party
- Investigation process
- Facility orientation (possibly required training for all volunteers/contractors)




---

---

---

---

---

---

---

---

## Topics to Cover: Advocacy

- Types of advocacy services
  - Details of services
  - Setting professional boundaries
  - Terminating communication
  - Chain of command




---

---

---

---

---

---

---

---

---

---

## Activity Ideas

- Fact trivia
- Case studies
- Advocate-survivor role plays
- Graphic novel
- Survivor stories
- Yarn game
- Discussion of fears/hesitancies




---

---

---

---

---

---

---

---

---

---



### CHECKLIST: HELPING INCARCERATED VICTIMS

#### Information to receive from prison staff before assisting incarcerated victims:

- When can inmates receive visitors? (Find out the days and times.)
- What items are prohibited contraband?
- What are the prison's "no hostage negotiation" and prison riot policies? What should I do if there is a riot?

#### Information to receive from the incarcerated victim before your first session:

- What type of information and assistance would you like? (Counselors and advocates can bring appropriate brochures and pamphlets.)
- Would you like referrals to other programs? If so, what kind?

#### Practical reminders:

- Present yourself in a professional and courteous manner and always be respectful to prison staff.
  - Dress professionally. Do not wear anything sleeveless, above the knee, low-cut, form-fitting, or revealing in any way. Wear comfortable shoes.
  - Bring your valid state driver's license and agency ID into the prison.
  - Bring a flashlight to the prison that contains only equipment pertaining to the incarcerated victim's case, and only the equipment you need for that session. Leave your driver's license, and all other personal belongings locked in your car's glove compartment or trunk or, better yet, at home or in the office.
- #### Safety considerations in prison:
- Always be escorted by a corrections officer. If necessary, ask a corrections officer to escort you.
  - Ask the corrections officer where the closest "safe spot" is and how to get there. Always stay within the corrections officer's line of sight.
  - Do not have physical contact with inmates. Do not even shake an inmate's hand unless that inmate is your client.
  - Do not have conversations with inmates who are not your clients.
  - Set boundaries. Be comfortable telling inmates "no" or "that's not my role."
  - Remember that the incarceration the inmate endures in prison and the reason the inmate is incarcerated are the dominant things.
  - Leave the prison with everything you brought into the prison. If you lose or leave something behind, call a corrections officer immediately.
  - Be prepared that you might have multiple, unexpected, or even conflicting responses to assisting incarcerated victims and accept great conditions feedback. If your responses trouble or overwhelm you, discuss them with a trusted colleague.

Copyright: National Crime Victims Research & Treatment Center, Medical University of South Carolina, and Justice Solutions, which have received a Peace Prize and Social Impact Certification (2015), U.S. Department of Justice, Bureau of Justice Assistance, Washington, D.C.

## Common Advocate Questions




---

---

---

---

---

---

---

---

---

---



### Common Advocate Questions

- Logistics
  - How will we be contacted?
    - Collect calls
    - When should we expect calls?
    - Will hosp or prison be calling for accompaniment?
  - What resources are available within the facility?
    - Physical space limitations
    - Books, music, art supplies
    - Staff options (PSP, mental health, medical, counselor)
    - Programs



---

---

---

---

---

---

---

---

### Common Advocate Questions

- What ifs:
  - Survivor is in prison for a sexual offense?
  - Survivor expresses suicidal or homicidal ideation?
  - Survivor is prank caller or off topic?
  - Various scenarios



---

---

---

---

---

---

---

---

### Before You Train

- Review hospital response protocol
- Tour facility & hospital exam space
- Learn about facility policies and protocols:
  - Medical and mental health services available
    - Helpful to get familiar with staff so you can point survivor in right direction
  - Confidentiality of various services
  - Process for hospital visit
  - Role of PSP and PCM



---

---

---

---

---

---

---

---

## Questions



**Tricia Smar**  
PREA Victim Service  
Program Specialist  
[Tricia@nccasa.org](mailto:Tricia@nccasa.org)

NCCASA  
[www.nccasa.org](http://www.nccasa.org)  
919-871-1015



---

---

---

---

---

---

---

---

## Upcoming

- PREA Survey- 2 Years Later
- Regional PREA Workshop
  - Central Region: April 27th in Granville
  - Southwestern Region: May 4<sup>th</sup> in Gaston



---

---

---

---

---

---

---

---